

Specification

- ↳ DFC831:80x80x37 (LxWxDmm)
- ↳ DFC832:90x69.5x40 (LxWxDmm)
- ↳ DFC834:118x93x115 (LxWxDmm)
- ↳ DFC835:120x76.2x30.5 (LxWxDmm)
- ↳ S-AP702:60x60x55.5 (LxWxDmm)
- ↳ S-AP702F:60x60x24 (LxWxDmm)
- ↳ Voltage:12/24VDC
- ↳ Current Draw:
100mA/12VDC, 50mA/24VDC
- ↳ Holding Force:about 100lbs
- ↳ Build-in voltage spike suppressor
- ↳ Sensor:Option
(DFC831S,DFC832S,DFC834S)



DFC832



DFC834



DFC835



DFC831



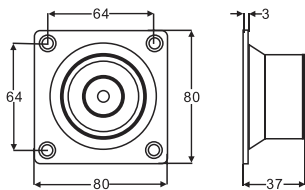
S-AP702



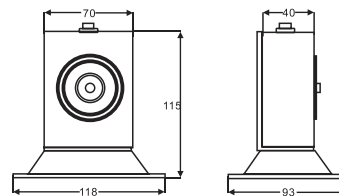
S-AP702F

Dimensions / Installation

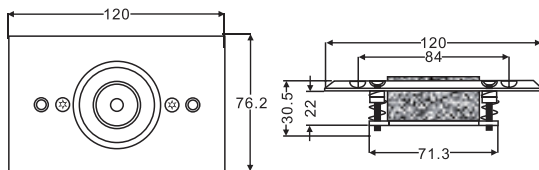
DFC831 (80x80x37mm)



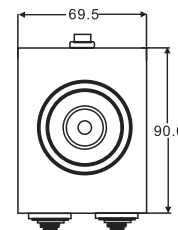
DFC834 (118x93x115mm)



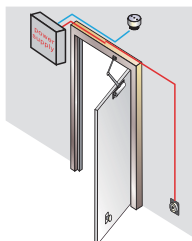
DFC835 (120x76.2x30.5mm)



DFC832 (90x69.5x40mm)

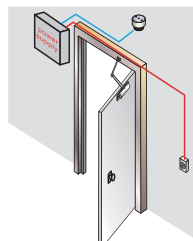


DFC831



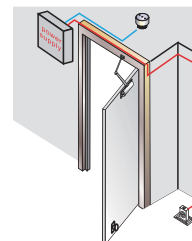
BASIC WALL MOUNT

DFC832



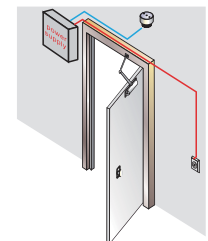
WITH SWITCH WALL MOUNT

DFC834



WITH SWITCH FLOOR MOUNT

DFC835



WALL FLUSH MOUNT



DFC833



DFC833B



DFC836



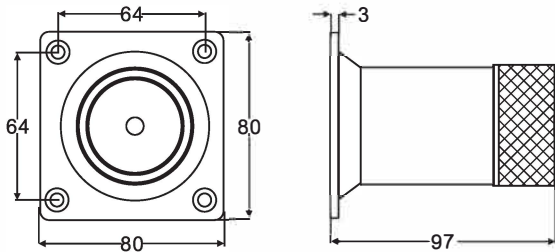
S-AP702G

Specification

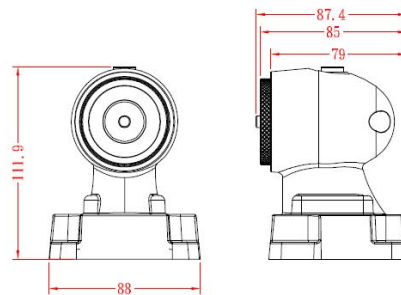
- ✦ DFC836:80Lx80Wx126Dmm
- ✦ DFC833 (B):80Lx80Wx97Dmm
- ✦ S-AP702G:60Lx60Wx93.6~102.6Dmm
- Height adjustable
- ✦ Voltage:12/24VDC
- ✦ Current Draw:100mA/12VDC, 50mA/24VDC
- ✦ Holding Force:
 - about 100lbs (DFC833,DFC833B)
 - about 100lbs (DFC836)
- ✦ Build-in voltage spike suppressor
- ✦ Sensor: Optional (DFC833S)

Dimensions / Installation

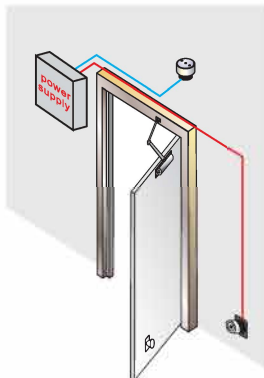
DFC833(B): 80mmLx80mmWx97mmD



DFC836

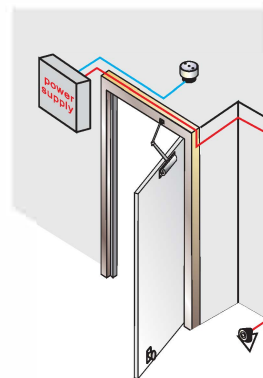


DFC833 DFC833B



EXTENDED WALL MOUNT
W/RELEASE SWITCH


DFC836



FLOOR MOUNT W/RELEASE SWITCH

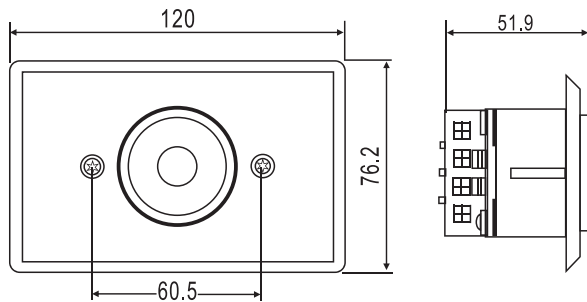
Specification

- ✦ DFC837: 116.5x69.5x76 (LxWxDmm)
- ✦ DFC838: 120x76x52 (LxWxDmm)
- ✦ Current Draw:
 - 12VAC/DC60mA
 - 24VAC/DC30mA
 - 120VAC/20mA
- ✦ Holding Force: about 15KGS
- ✦ Built-in voltage spike suppressor
- ✦ No residual magnetism
- ✦ With back box (DFC837)

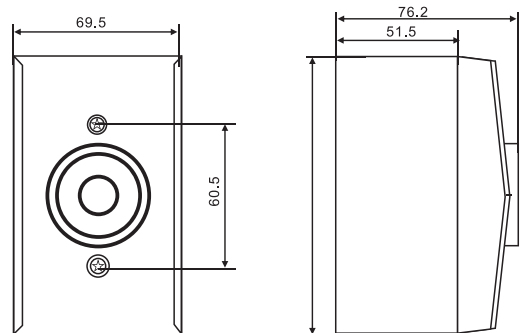


Dimensions / Installation

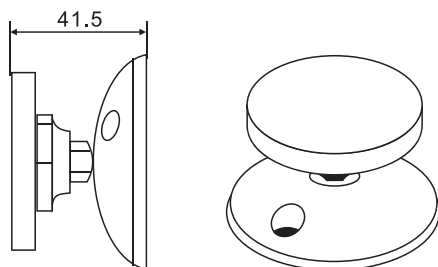
DFC838: 120mmLx76mmWx52mmD



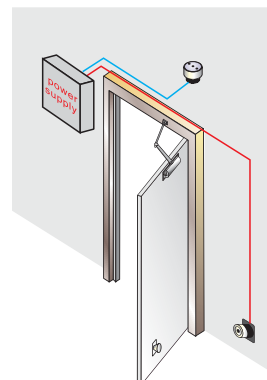
DFC837: 116.5mmLx69.5mmWx76mmD



Armature Plate: 64mmLx64mmWx41.5mmD



INSTALLATION





TEL:+886-4-2437-9212

BSI AGENT



E-MAIL: sales@bsi-hardware.com

